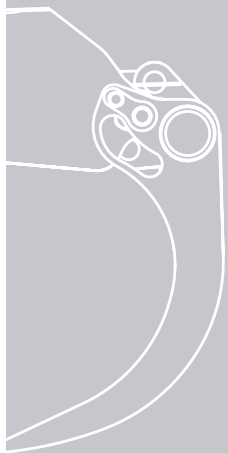


Loglift Jonsered Grapples



www.hiab.com

 **LOGLIFT**
 **JONSERED**

Loglift Jonsered



A Grapple for Every Need

The LOGLIFT JONSERED range of grapples features several alternatives for handling timber and recycling materials.

The timber grapples are designed for demanding work. They penetrate log piles, straighten logs and load them effortlessly. A practical design provides the light-weight grapples with durability and power, while the single-cylinder design with few moving parts guarantees a long and carefree service life. With the yellow LOGLIFT JONSERED timber grapples you can load quickly and reliably year after year.

LOGLIFT JONSERED lasts

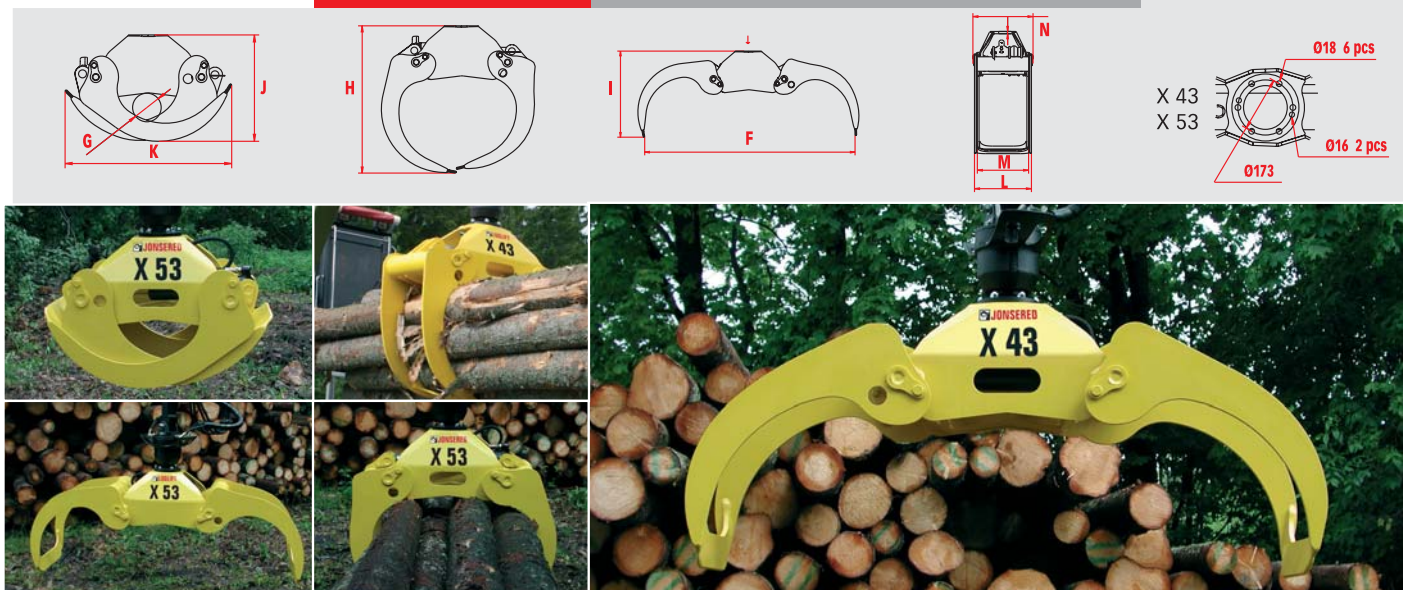
These grapples are designed for hard wear and tear, taking the special requirements of handling demolition waste and scrap into consideration. Due to their durable materials and design, the red JONSERED grapples are the best choice for handling recycling materials of any kind.

LOGLIFT JONSERED grapples can be equipped with a lock valve. A centralised lubrication system is also available for most models.

Loglift Jonsered

X 43

X 53



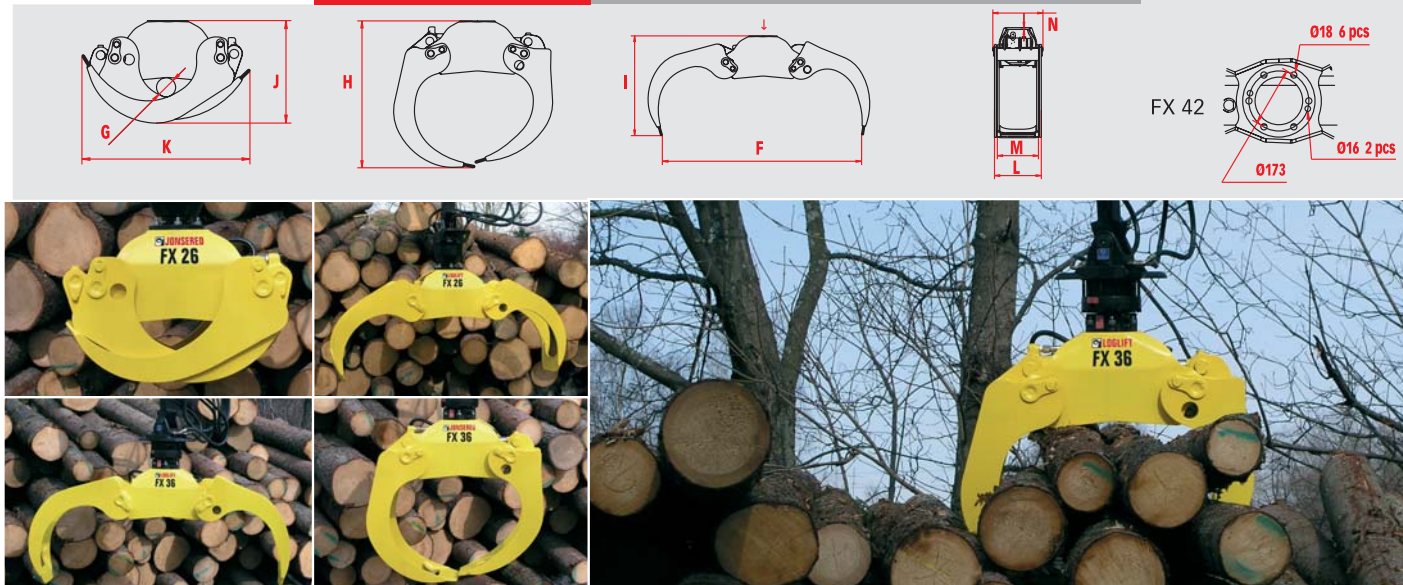
The X series grapples, X 43 and X 53 are eminently suitable for mid-sized truck loaders for loading pulpwood and logs.

Loglift Jonsered

FX 26

FX 36

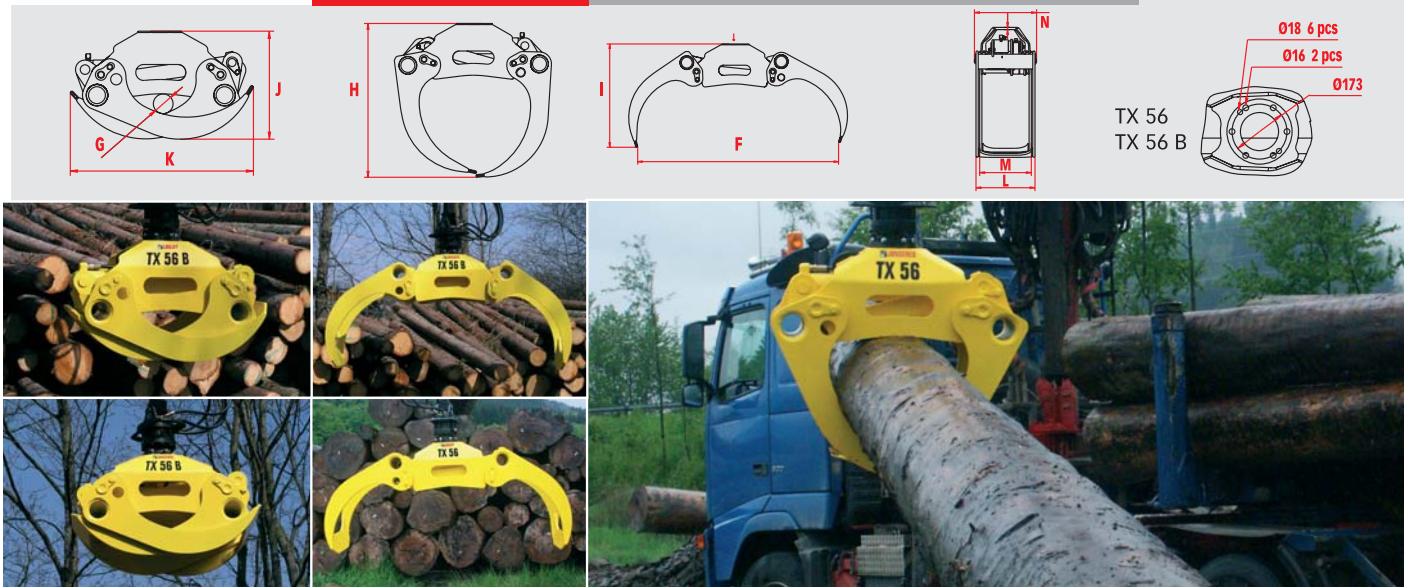
FX 42




The FX series is designed to withstand the demanding use of forestry machines. The FX 26 and FX 36 are suited for forestry cranes and lightweight truck loaders. The FX 42 is suited for heavy forestry machine and skidder cranes.

Loglift Jonsered

TX 56
TX 56 B
TX 86 B
TX 811 B



The heavy TX series grapples used in industrial cranes in addition to truck loaders. The TX 56 is optimised for loading raw timber using heavy truck loaders, while the reinforced TX 56 B is also suitable for use on excavators.

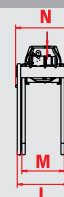
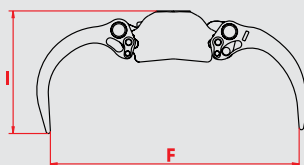
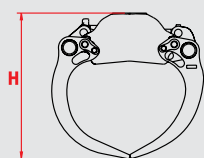
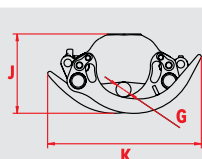


The heavy TX 86 B and the TX 811 B, with its wider jaws, can be installed on industrial cranes and excavators.

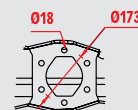
Loglift

RX 31

RX 51



RX 31
RX 51

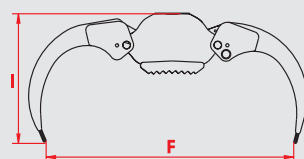
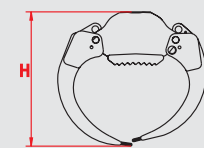
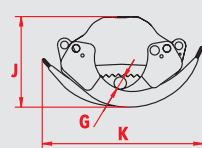


The RX series grapples are designed for handling logging waste and refuse. The RX 31 grapple is used in forestry machine loaders, and the RX 51 is suitable for larger loaders.

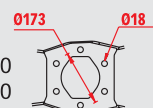
Loglift

PX 20

PX 40



PX 20
PX 40



The PX series grapples are well suited to handling individual logs. The PX 20 is intended for industrial cranes used in timber processing lines. The PX 40 is designed for use in light skidder cranes.


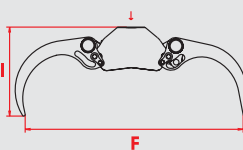
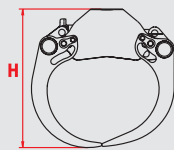
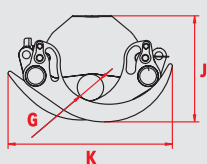
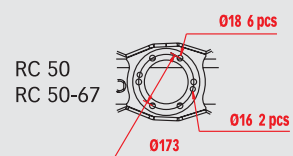
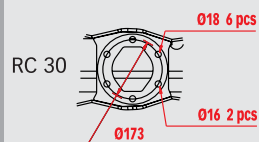
For Hard Wear and Tear

Loglift Jonsered features the RC range for handling recycling materials, having been specifically designed for this in co-operation with professionals. Because handling demolition waste and scrap causes much wear and tear, the steel used in these grapples is much more wear-resistant than normal. The grapples' open tips act as effective rakes when collecting scrap.



Jonsered

RC 30
RC 50
RC 50-67




The RC series grapples are designed for handling recycling material and demolition waste, the RC 30 for medium cranes, and the RC 50 and RC 50-67 - with its denser teeth - are suitable for larger cranes.

Loglift Jonsered

Technical data

	Holding area	Max. load	Max. working pressure	Jaw pressure (jaw against jaw)	Weight	F. Max grip width	G. Min. diameter	H. Height, jaw against jaw	I. Height, opened	J. Height, closed	K. Width, closed	L. Width outer jaw	M. Width, inner jaw	N. Max. width
Model	m ²	kg	MPa	kN/MPa	kg	mm	Ø mm	mm	mm	mm	mm	mm	mm	mm
PX 20	0,2	3000	20	12/20	135	1100	40	915	880	590	840	145	40	245
PX 40	0,4	4000	25	11,9/25	185	1600	80	985	840	585	1045	170	122	412
RX 31	0,35	4000	25	14,1/25	200	1640	100	960	805	520	1010	456	376	486
RX 51	0,5	5000	23	17/23	265	1960	165	1055	800	660	1035	560	480	590
FX 26	0,25	4000	25	14,1/25	165	1485	105	860	745	540	825	394	346	422
FX 36	0,35	4000	25	13,1/25	175	1570	105	925	785	570	935	394	346	422
FX 42	0,4	6000	24	19/24	250	1825	120	1040	855	635	975	520	460	548
X 43	0,4	5000	23	18/23	220	1825	120	1040	855	635	980	500	450	528
X 53	0,5	5000	23	17/23	225	1985	165	1075	810	670	1040	500	450	528
TX 56	0,5	9000	27	21,7/27	340	2010	120	1165	995	675	1150	530	464	558
TX 56 B	0,5	9000 ^{*)}	27	21,7/27	345	1975	120	1165	1015	675	1150	530	464	558
TX 86 B	0,8	9000 ^{*)}	27	19,1/27	360	2260	175	1415	1180	750	1605	530	464	558
TX 811 B	0,8	9000 ^{*)}	27	19,1/27	455	2260	175	1415	1145	750	1605	1000	930	1000
RC 30	0,35	4000	25	12,5/25	235	1640	130	960	805	565	1000	456	376	484
RC 50	0,5	5000	23	17/23	350	1960	165	1065	800	665	1035	560	480	588
RC 50-67	0,5	5000	23	17/23	405	1960	165	1065	800	665	1035	560	480	588
*) Max. load down 2000 kg														

We reserve the right to make changes. Illustrations, drawings and data are not always in accordance with the latest version or standard model in production. The models in the pictures may present special equipment or colours.



www.hiab.com

Loglift Jonsered Oy Ab
P.O. Box 54, Tehdaskatu 7,
FI-24101 Salo, Finland
Tel. +358(0)204 55 2599
Fax +358(0)204 55 2500
www.hiab.com